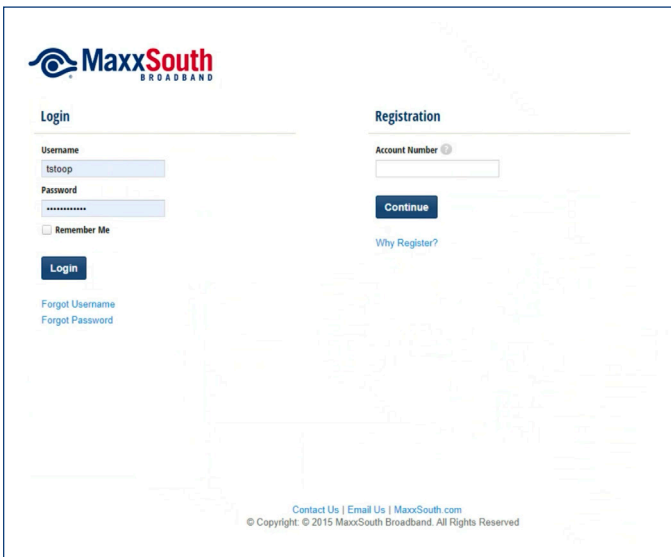


Enrolling in AutoPay and eBill

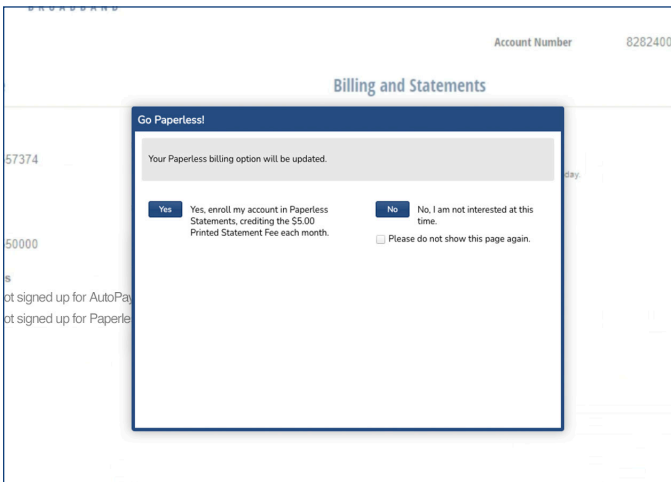


1. In your Internet browser, navigate to the main MaxxSouth Broadband Business page at MaxxSouth.com/MaxxBusinessServices.

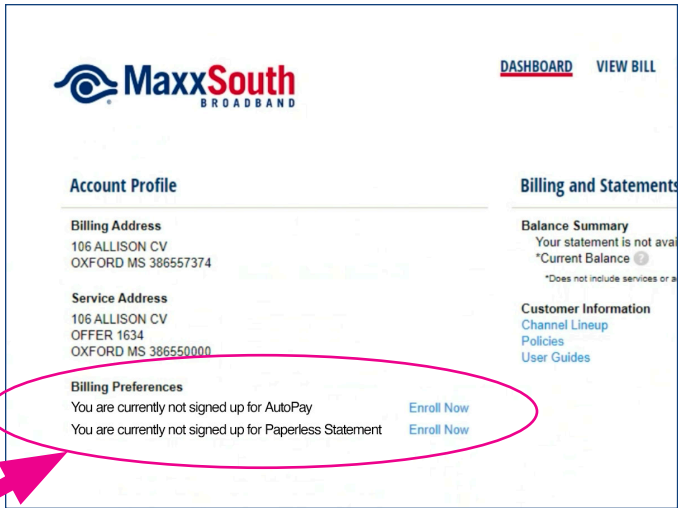
2. Select 'Sign In' at the top of the page.



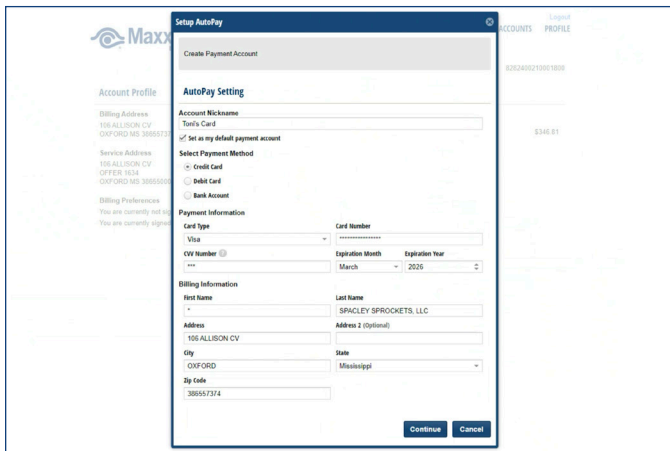
3. Enter your membership credentials on this screen and click 'Login'.



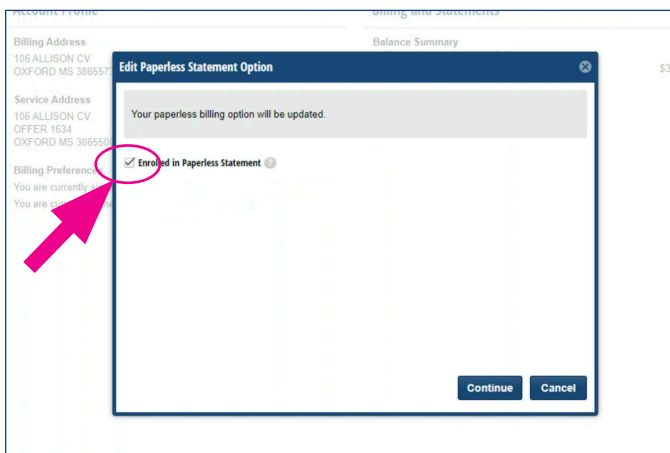
4. After logging in, you may see this 'Go Paperless!' dialog box. If so, you may enroll in eBill at this time by clicking 'Yes'.



- On your account dashboard, in the Billing Preferences section, click 'Enroll Now' next to the sentence about AutoPay.



- Complete all the fields in the dialog box with your preferred payment method information and then click 'Continue'.



- If you did not enroll in eBill in step 4, click 'Enroll Now' next to the sentence about paperless statements (see step 5).
- Click the checkbox in the dialog box and then click 'Continue'.

Need help? Call **866.362.2383** to speak to a local customer support team member.