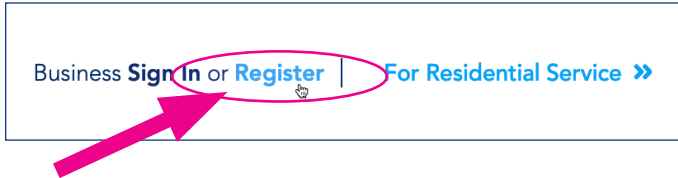
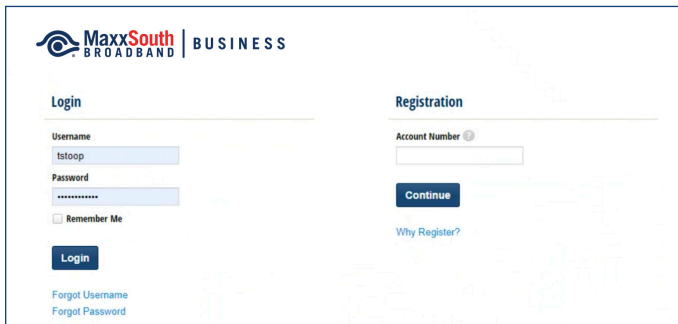


Online Account Registration




1. In your Internet browser, navigate to the main MaxxSouth Broadband Business page at MaxxSouth.com/MaxxBusinessServices.

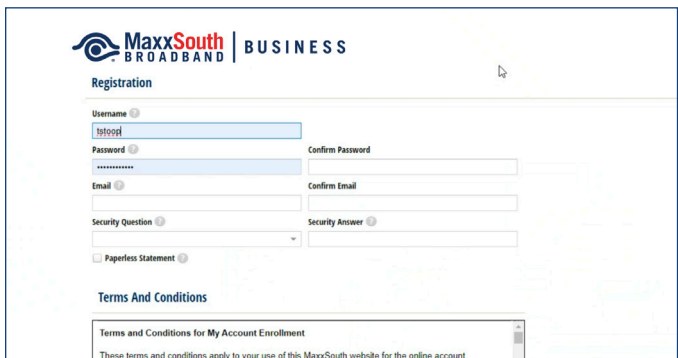
2. Select 'Register' at the top of the page.



3. Follow the prompts and register for your new account. When finished, click 'Continue'.



4. Fill in the empty fields for Account Number, Zip Code, and Service Home Phone. When finished, click 'Continue'.



5. Lastly, complete all the empty fields and when finished, click 'Continue'.